



# Release 2.18.8

If you have custom forms defined in IQX, not all new features may be available to you. Your agency custom forms are shown on Help – About.

- [User](#)
- [System Administrator](#)
- [Enhancements](#)
- [Fixes](#)

## User

### FEATURES

#### Add referencecode/their ref to bulk shift adder

When using the bulk shift adder there is now an additional field titled 'Their Ref' which gives you the option to free type a reference for this group of shifts as shown in the example below.

This reference will be shown on the shift confirmation screen, the timesheet and the candidate shift view. If individual shift References are needed you can either edit in the Confirm view, or use the alternative grid shift adder view. Use Ctrl + click to select the non-default shift adder if it is useful.

**The following new features require System Administrator Setup in order for them to work:**



## New compliance mechanism per Candidate Role

New setup for Compliance domains provide a structured mechanism for monitoring the compliance status and suitability of candidates based on their Questionnaire responses (both global and departmental). Compliance roles can be set up in fine detail and the percentage of compliance viewed on the person headline and used by validation.

The screenshot shows the IQX system interface for a candidate named James Potter. The 'Compliance' tab is selected in the left-hand menu. The main area displays a 'Compliance Score 75%' at the top. Below this, a table lists various compliance items and their status:

Item	Status	Score	Out of
Clearance Status	Ok	1	1
CRB Expiry	Ok	1	1
ID Shown	Ok	1	1
Security Cleared	Missing	0	1

This requires a project to be managed by the Agency to setup the configuration and the processes. Please contact IQX for more information.

## Quick Fill Shift (by Shift number) button

Designed for consultants who want to fill shifts from a list of shift numbers. Button is set for individual users and shows on the button bar to the right of Contact Events. Will bring up Fill Shift form for that shift.

## Zero Pay & Charge Warnings Configurable by Division

If your Agency is set to always have the units paid equal to units charged it is possible to configure the Timesheet Zero Pay & Charge warnings so that they are not brought up for a division. Also Secondary Agency Workers are always excluded. Contact IQX support for more information.



## Questionnaire code and data Restore process in maintenance

If a Question or a Choice is deleted in Maintenance the data for the question and the records that had this data is now kept in a hidden table for 200 days. This means if the deletion was a mistake it can be restored - as long as no other question or choice with the SAME code has been created to replace it.

Questionnaire Maintenance

Applicant Questionnaire

Questions Add Delete Undo Restore Deleted # for id Find Questions Redo Order Font Colour Compliance Messages

Order	Question ID	Question Description	Type	Min Step Size	Units Required	Group	Wizard Group	Audit	Web Publish	Web View	Search Hide	Heading Collapse	Heading Answers	Export
10	HHH	***Person Qaire***	Heading				0	0						
11	DNC	Do not malmerge UNTIL	Date				0	0						
40	DRI	Driving Licence	Single Selection				0	0						
41	OTS	Own Transport?	Single Selection				0	1						
42	DWT	Distance Willing to Travel?	Single Selection				0	1						
50	NK	Emergency Contact Details	Text				0	0						
80	INV	Payslip Distribution	Single Selection				-10	0						
100	CRB	** CLEARANCE **	Heading				-220	0						

Choices Add Delete Undo Restore Deleted Choice Sub Choices Add Delete Undo

Order	Choice ID	Choice Description	Autofill search words (comma separated)	Value	Web Hide	Analysis
-------	-----------	--------------------	---	-------	----------	----------

Update Save and Close Abandon Help

## System Administrator

### ITEM

#### New compliance mechanism per Candidate Role

New setup for Compliance domains provide a structured mechanism for monitoring the compliance status and suitability of candidates based on their Questionnaire responses (both global and departmental). Compliance roles can be set up in fine detail and the percentage of compliance viewed on the person headline and used by validation.



James Potter

Score 75%

Temp Division TestDiv

Known As Prongs

Name James Potter

State Current

Available From 16/04/2018

Personal Male 48

Home Phone

Day Phone

Mobile 07700 949 464

E-mail James\_Potter@iqxdemo.co.uk

Headline Currently Placed at: The Ministry of MagicCRB: , Expires: 20/10/2019

Alert

Reg. Departments Ministry Of Magic (Perm+Temp)

Dept. Questionnaire Ministry Of Magic

Limited Company Name

Date of Incorporation

Company Reg Number

Qualified Status

\*\*\*Person Q'aire\*\*\*

Compliance Score 75%

Item	Status	Score	Out of
Clearance Status	Ok	1	1
CRB Expiry	Ok	1	1
ID Shown	Ok	1	1
Security Cleared	Missing	0	1

This requires a project to be managed by the Agency to setup the configuration and the processes. Please contact IQX for more information.

### Quick Fill Shift (by Shift number) button

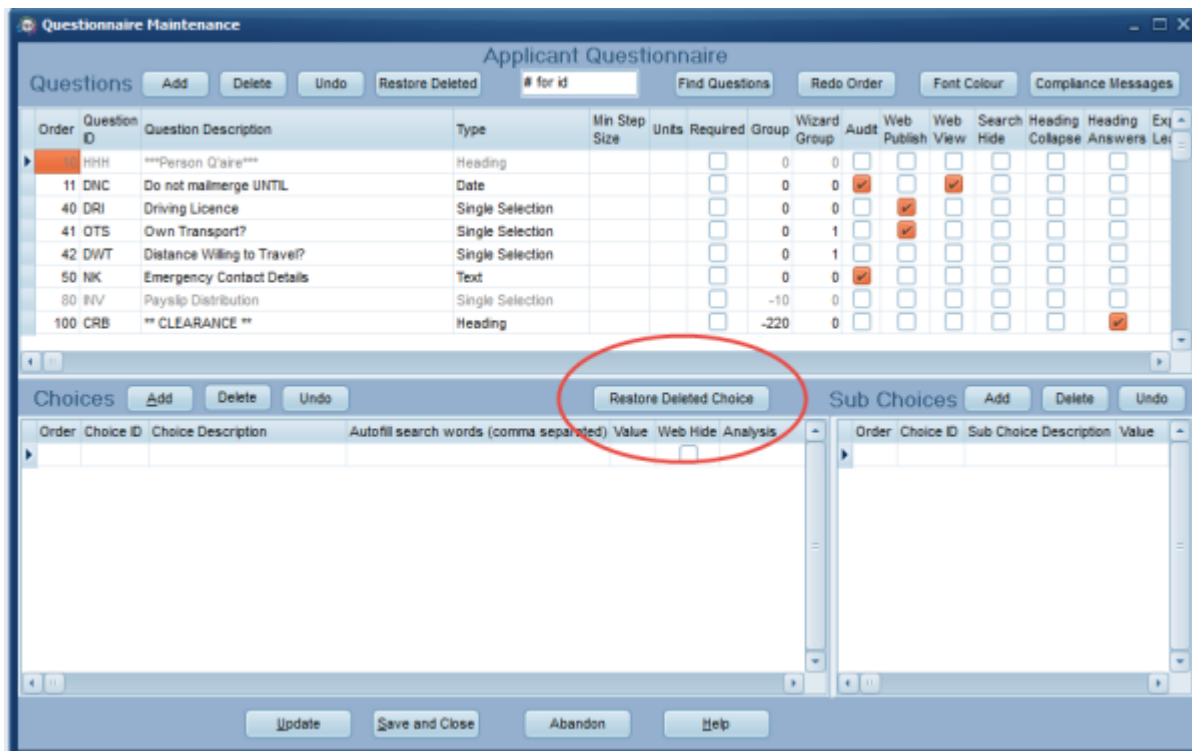
Designed for consultants who want to fill shifts from a list of shift numbers. Button is set for individual users in the Layout Settings view - Show Main Quick Fill Button. It shows on the button bar to the right of Contact Events. Will bring up Fill Shift form for that shift.

### Zero Pay & Charge Warnings Configurable by Division

If your Agency is set to always have the units paid equal to units charged it is possible to configure the Timesheet Zero Pay & Charge warnings so that they are not brought up for a division. Also Secondary Agency Workers are always excluded. This only applies if Temps General Settings 110 and 111 are set to Y. Contact IQX support for more information.

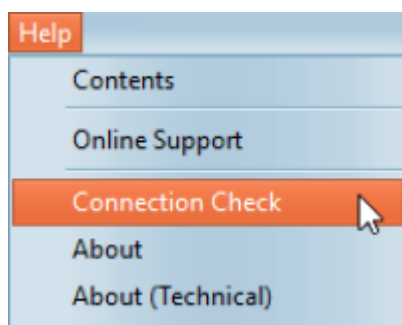
### Questionnaire code and data Restore process in maintenance

If a Question or a Choice is deleted in Maintenance the data for the question and the records that had this data is now kept in a hidden table for 200 days. This means if the deletion was a mistake it can be restored - as long as no other question or choice with the SAME code has been created to replace it. Use the Restore Deleted button for either the Question or the Choice.



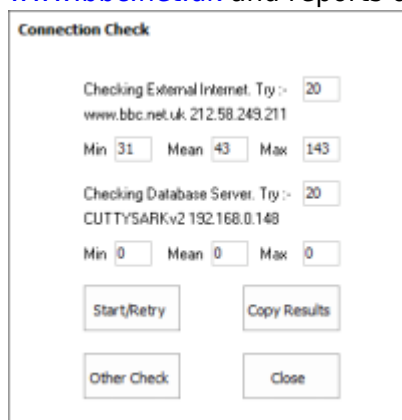
The screenshot shows the 'Questionnaire Maintenance' window with the 'Questions' tab selected. The 'Restore Deleted Choice' button is circled in red. Below the 'Questions' tab, there are sections for 'Choices' and 'Sub Choices', both with 'Add', 'Delete', and 'Undo' buttons. The 'Choices' section has a table with columns: Order, Choice ID, Choice Description, Autofill search words (comma separated), Value, Web Hide, and Analysis. The 'Sub Choices' section has a table with columns: Order, Choice ID, Sub Choice Description, and Value. At the bottom of the window are buttons for 'Update', 'Save and Close', 'Abandon', and 'Help'.

## Simple Web and Database Connection Check from Help Menu



The screenshot shows the 'Help' menu with the following options: Contents, Online Support, Connection Check (highlighted with a mouse cursor), About, and About (Technical).

In the Help menu is an option to allow an Internet Connectivity test. It is set up to look for [www.bbc.net.uk](http://www.bbc.net.uk) and reports on the speed results.



The screenshot shows the 'Connection Check' dialog box. It contains two sections: 'Checking External Internet. Try :-' and 'Checking Database Server. Try :-'. Each section has input fields for 'Min', 'Mean', and 'Max' values. The 'Checking External Internet' section shows 'www.bbc.net.uk 212.58.249.211' and values Min: 31, Mean: 43, Max: 143. The 'Checking Database Server' section shows 'CUTTYSARKv2 192.168.0.148' and values Min: 0, Mean: 0, Max: 0. There are buttons for 'Start/Retry', 'Copy Results', 'Other Check', and 'Close'.

## Merge WPKMaintain into IQX

The WPKMaintain.exe has previously been a stand alone program accessed outside IQX. It is now



accessed from Maintenance when a User has Technical rights. It should ONLY be used under IQX supervision. If the previous external WPKMaintain2.exe is used there will be a warning to say the user is blocked from editing the data.

From:

<https://iqxusers.co.uk/iqxhelp/> - **iqx**

Permanent link:

[https://iqxusers.co.uk/iqxhelp/doku.php?id=newreleases:release\\_2.18.8](https://iqxusers.co.uk/iqxhelp/doku.php?id=newreleases:release_2.18.8)

Last update: **2019/11/22 19:45**

