



# Release 2.17.6

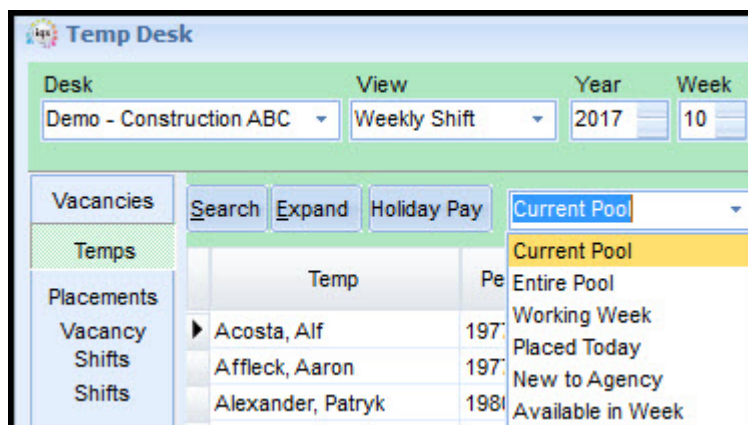
**Note:** If you have custom forms defined in IQX, not all new features may be available to you. Your agency custom forms are shown on Help – About.

## User

### Temp Desk

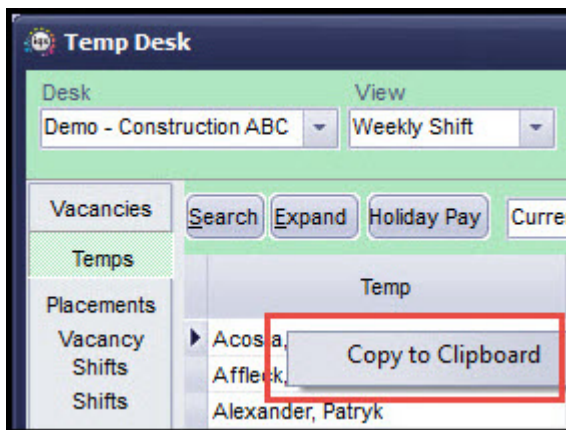
#### Filter Temp desk - Temps by Available in Week

In Temp Desk - Temps the filter drop down menu has been extended to include 'Available in Week' i.e. show all temps that have any availability in that week. Clicking on a Day heading will highlight the column for the selected day.



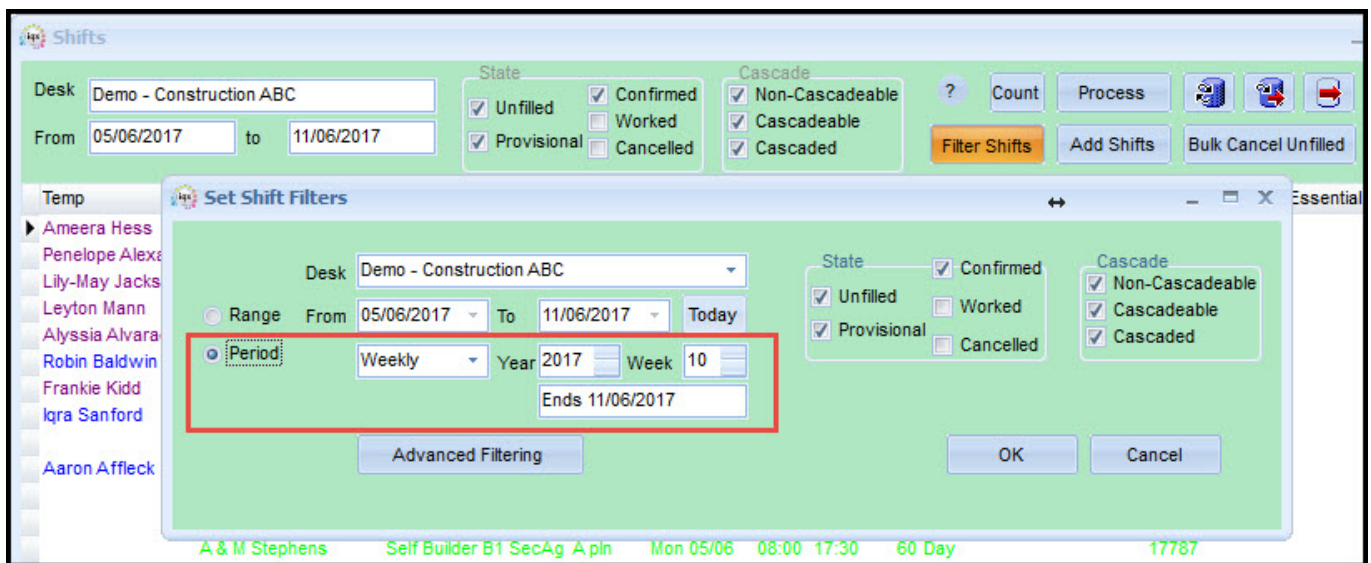
#### Copy and paste from fields in Temp Desk - Temps

In Temp Desk Temps right clicking on the Temp and Alert columns enables the user to copy the data in the cell into the clipboard for pasting into other documents.



## Temp desk - Shifts filter - by payroll week

In Temp Desk - Shifts there is now the ability to filter by Weekly Period as an alternative to selecting a date range, If selected you can scroll from week to week.



## Vacancy

### Override Invoice Attn of on Vacancy

The 'Invoice Attention of' override has been extended to Vacancy, however it is likely that configuration will have to be changed to use.

If a name has been added to 'Invoice Attention of' in Vacancy - Miscellaneous this name will be used as the Invoice 'Attention of' providing the Placement 'Invoice for the attn of' has not been set.



AWR Fixed WTR percent	
Invoice E-mail	
Invoice Attention Of	Steve Cram
Block E-Timesheets	<input type="checkbox"/>

This will be useful where there are a group of Temps so that every Placement does not have to be set individually.

This requires System Administrator setup.

### **From/To Salary Field on a Perm Vacancy**

In a perm vacancy, the original Salary field has been extended to a range that can be entered in the Salary From (the existing field) and Salary To field. This information can be entered in the Vacancy wizard (perm) and in the upper left section in a perm vacancy.

Contact IQX for new Search criteria.

### **Shift Notifications Expansion**

#### **Joint SMS and Email notification to Candidates**

Users can now send SMS and email notifications for a shift confirmation at the same time, rather than having to go through the system twice.

This requires System Administrator setup.

#### **Notifications to be called from Shifts Finish button**

Shift confirmations can now be sent at the point of making a booking rather than just from the Confirm screen.

This requires System Administrator setup.

### **Compliance Processes**



## Candidate Questionnaire - Compliance Expiry date message text

It is possible to have jobs set up in IQX to send out automatic reminders about Expiry dates. This new feature allows individual messages to be pre-set for Email or SMS per Expiry Question (has an Expiry lead time).

If a question has SMS/email message set-up the expiry field font will turn red.

Contact IQX for setup details.

## Extra Pay/Charge Rate warnings on timesheet entry

Additional warnings of missing pay/charge rates have been added when completing timesheets for certain configuration if either the pay or charge rate is missing. The warning message is:

**‘Either Pay or Charge Rate is zero. Continue if correct or add to Query log.’**

Selecting ‘Yes’ will allow the Consultant to continue to the Last stage of the timesheet wizard where the message will be repeated on clicking Finish.

Selecting ‘No’ will allow the consultant to the query the provisional timesheet using the Query button, if enabled for the agency.

**Note:** certain editing actions can cause message to appear twice, this was left as extra safety and mirrors existing no rates behaviour.

## Timesheets - Consultants can Confirm hours so that a Client can authorise in IQXweb

For use where an Agency is set for E-Timesheets.

If a Candidate is unable to complete their own timesheet online, this feature allows a consultant to complete the times in the timesheet on the Temp Desk and then set it so that the client can Authorise online (providing they have been set up for E-timesheets). Use the new ‘Await E-Authorise’ button instead of ‘Finish’ button.



## **Shift Import from Emails**

This has to be configured and trained with IQX support.

'Shift Import', first added as E-tips, has been expanded to import shifts from other sources of regular emails. Phase 1 is using the Desk-Top Inbox, but we expect to set up Jobs to automatically import in the future.

## **System Administrator**

### **Setup Override Invoice Attn of on Vacancy**

The default Invoice 'Attention of' is set globally and will be for the Client Accounts Contact or the Vacancy Contact.

Usually an Agency is set up to have an Override in the Placement, Details section which confirms the default, or modifies it. To use the Vacancy override this will probably have to be edited – it is found in the Accounts Setup – Placement Elements - TINVATNOF Default Value script which will probably need to be amended to exploit this functionality.

Also the SalesInvoice.rtm should be checked to see if it is using the IQacDocument AttnOf field or some other arrangement.

Please contact IQX for further information.

### **Contact Events -can be linked to record division rather than consultant division**

Contact events can now be linked to the record division instead of the consultant division allowing cross-division consultant to make contact events which can be seen by consultants of that different division.

This option is switchable using General Settings – Settings 3010. Setting this switch to N will activate this functionality.

If User roles 'Can make Contact Events available to all Users' and 'Contact Events are available to All' are set their functionality is still respected.

### **Extra Pay/Charge Rate warnings on timesheet entry**

Additional warnings of missing pay/charge rates have been added when completing timesheets.



When General Setting - Temps 110 is set to Y and the new switch Temps 111 is set to Y a consultant will receive a warning if either the pay or charge rate is missing. The warning message is:

**‘Either Pay or Charge Rate is zero. Continue if correct or add to Query log.’**

Selecting ‘Yes’ will allow the Consultant to continue to the Last stage of the timesheet wizard where the message will be repeated on clicking Finish.

Selecting ‘No’ will allow the consultant to the query the provisional timesheet using the Query button, if enabled.

**Note:** certain editing actions can cause message to appear twice, this was left as extra safety and mirrors existing no rates behaviour.

### Audit when SQL Tool (either) is used/opened

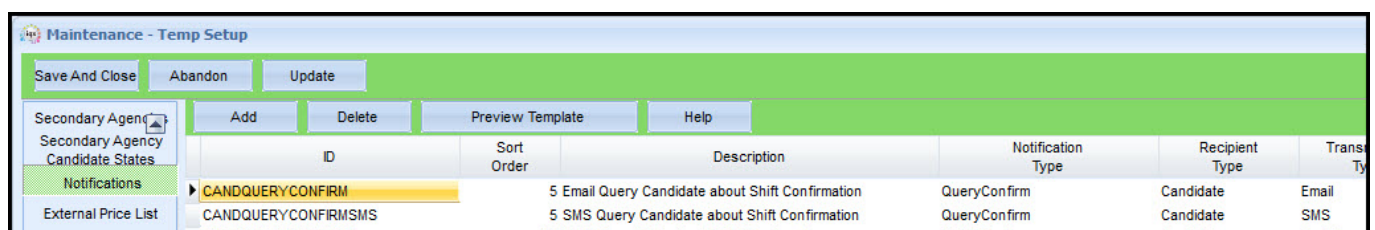
Auditing has been extended to the use of SQL Tool -Modal and Non-Modal to record when right click-Export and Execute statements have been used.

The Information is stored in Database Diagnostics under audit type - SQLTOOL.

The information is recorded in the old value column and contains the sql text and the number of rows exported/affected by the command.

### Setup Joint SMS and Email notification to Candidates

In Temp Desk - Notifications the Email and SMS should have the same minimum sort order with the same notification Type and Recipient.



The screenshot shows the 'Maintenance - Temp Setup' window. It has a green header bar with buttons: 'Save And Close', 'Abandon', and 'Update'. Below the header is a table with columns: 'Secondary Agency', 'Secondary Agency Candidate States', 'ID', 'Sort Order', 'Description', 'Notification Type', 'Recipient Type', and 'Trans Ty'. The 'Notifications' row is highlighted in green. It contains two entries: 'CANDQUERYCONFIRM' and 'CANDQUERYCONFIRMSMS'. The 'CANDQUERYCONFIRM' entry has a description of '5 Email Query Candidate about Shift Confirmation', a notification type of 'QueryConfirm', and a recipient type of 'Candidate'. The 'CANDQUERYCONFIRMSMS' entry has a description of '5 SMS Query Candidate about Shift Confirmation', a notification type of 'QueryConfirm', and a recipient type of 'Candidate'.

Secondary Agency	Secondary Agency Candidate States	ID	Sort Order	Description	Notification Type	Recipient Type	Trans Ty
	Notifications	CANDQUERYCONFIRM		5 Email Query Candidate about Shift Confirmation	QueryConfirm	Candidate	Email
	External Price List	CANDQUERYCONFIRMSMS		5 SMS Query Candidate about Shift Confirmation	QueryConfirm	Candidate	SMS

Auto - notification is set when the Client/Temp Must Confirm tick boxes are unticked in Temp Setup - Shift Templates.

### Candidate Questionnaire - Compliance Expiry date message text Setup

In Departmental and General Candidate Questionnaires, it is possible to set up SMS and email



(with/without documents) messages against date questions to be used by xml jobs.

Select the relevant question and enter details via the Compliance Messages button at the top right of the questionnaire form.

The screenshot shows the 'Candidate Questionnaire' interface. At the top, there is a green header bar with the title 'Candidate Questionnaire' and several buttons: '# for id', 'Find Questions', 'Redo Order', 'Font Colour', and 'Compliance Messages'. Below the header is a table with various columns including 'type', 'Min Step Size', 'Units', 'Required', 'Group', 'Audit', 'Web Publish', 'Web View', 'Search Hide', 'Heading Collapse', 'Heading Answers', 'Expiry Lead', and 'Exp Beh'. A dialog box titled 'Compliance Question Messages' is open, showing a table with fields for 'Email / Web', 'SMS', 'Documents', 'Location', 'Candidate', 'Department', 'Question ID', 'Description', 'Expiry Lead', and 'Expiry Behaviour'. The 'Question ID' field is set to 'DNC' and the 'Description' field is set to 'Do not mailmerge UNTIL'.

Contact IQX Support for assistance with this.

## Technical

### Technical User to get warning on login if old versions of dlls in use.

New functionality has been added to automatically check that up to date dlls are used with IQX.

On logging into iqx a check is performed and if there are old or missing dlls a warning popup listing the missing/old dlls where there is a mismatch.

Information on the current dlls used in your iqx set up is available by clicking Help – About(Technical) in IQX.

Contact IQX support to get the updated dlls if required.



Dll Name	Version	Size
bankscan.dll		1,398,272
zlib1.dll	1.2.11.0	156,672
wp_type1.ttf.dll	2.4.6.2	745,984
wPDFViewPlus03.dll	3.25.4.986	3,569,048
wPDFViewPlus02.dll	2.30.4.0	2,032,520
wpdecodejp.dll	1.0.0.1	391,576
tiff_to_pdf.dll	2.0.0.1	413,696
ssleay32.dll	1.0.2.11	337,408
libeay32.dll	1.0.2.11	1,367,552
DTKBarReader.dll	4.2.5.0	2,521,392

## Support for SQL Anywhere Authenticated OEM installs

SAP have been steadily increasing the restrictions on the use of OEM installs and are making the, previously optional, authentication system compulsory.

IQX has been set to support both Database and Connection authentication.

More information is available in this developer blog article [Here](#)

## IQX checks to only use the most recent WPMaintain.exe

From the 2.17.6 release attempting to access wpkmaintain using an older version of wpkmaintain.exe will result in a database error.

This change has been implemented to avoid the loss of pngs used in the new side bar and to avoid editing using the older version.

## Excel - additions in Job Runner output.

Excel files created by Job runner xml jobs can now accommodate the following requirements:

- Cell Protection with a password
- Specify margin attributes
- Merge cells

Contact IQX for setup details.





From:  
<https://iqxusers.co.uk/iqxhelp/> - **iqx**

Permanent link:  
[https://iqxusers.co.uk/iqxhelp/doku.php?id=newreleases:release\\_2.17.6&rev=1499092332](https://iqxusers.co.uk/iqxhelp/doku.php?id=newreleases:release_2.17.6&rev=1499092332)

Last update: **2017/11/16 22:08**

