



Release 2.23.30

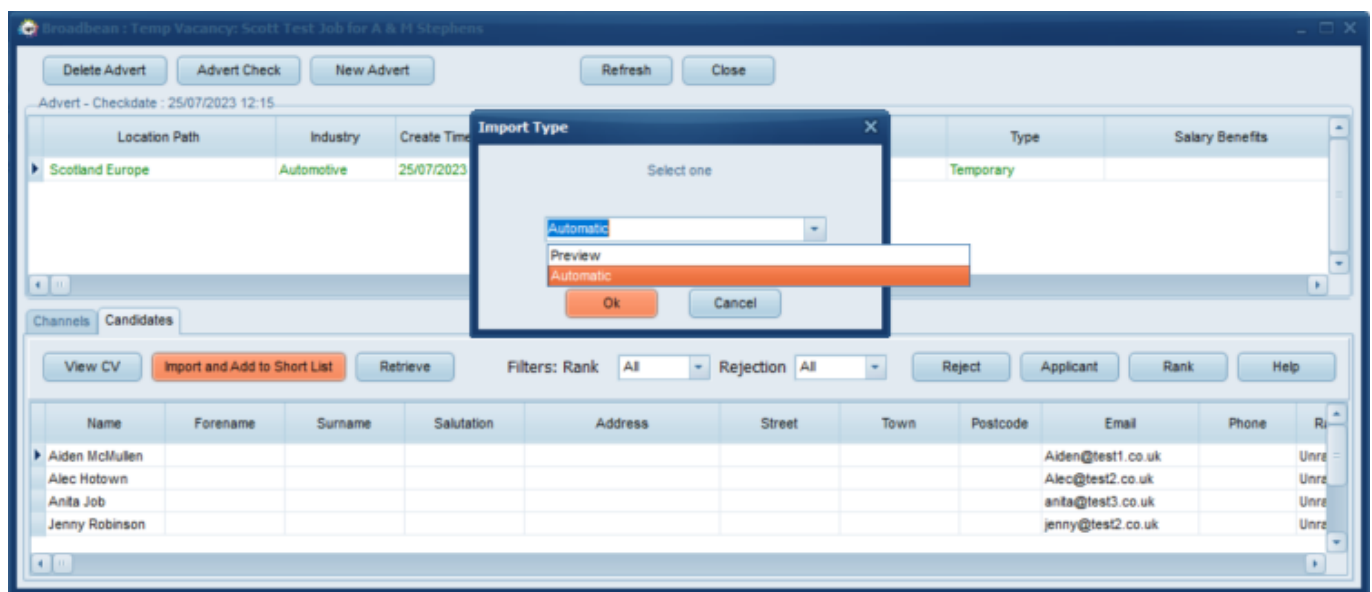
If you have custom forms defined in IQX, not all new features may be available to you. Your agency custom forms are shown on Help – About.

- [Features](#)
- [Enhancements](#)
- [System Administrator](#)
- [Fixes](#)

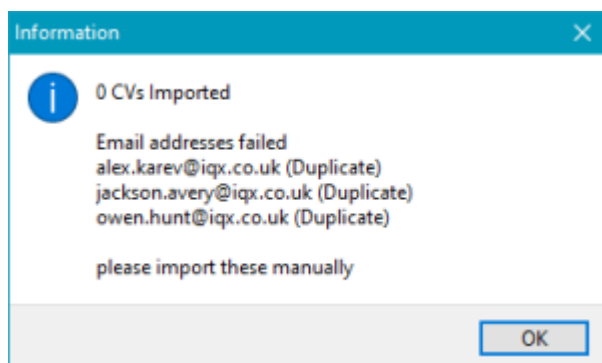
FEATURES

Broadbean - New Ability to Bulk Create Candidate Records

It is now possible to import candidates from Broadbean applications in bulk by ctrl clicking the records to import and using the Import button.



It will run a basic duplicate email check and only import the candidate if the email address does not already exist in the database.



Ideal for agencies who use the IQX registration portal as the stub record can be used to send a link to



the candidate to complete the registration questions and upload documents to ease the administrative tasks on a consultant.

Duplicate Check Enhancements

LinkedIn

If your Agency uses LinkedIn a lot it is now possible for users to add the LinkedIn address of the candidate when registering candidates through the New Person Wizard (note this is only available on the New Person wizard NOT the Fast New wizard). If this does not show for you please speak to your System Administrator.

The screenshot shows a software window titled 'New Applicant' with a sub-header 'Register Applicant'. The window is split into two panes. The left pane contains the text 'You can populate data fields by highlighting items and right-clicking the mouse'. The right pane contains a form with the following fields: Division (dropdown menu showing 'IQXHealthcare'), Known As (text field), Name (checkbox), Surname (text field), Forenames (text field), Full Name (text field), Keyname (text field), State (dropdown menu showing 'Pre registration'), Available (checkbox), Available From (text field), Personal (checkbox), HMRC Gen... (text field), Payroll Title (text field), Date of Birth (text field), NI Number (text field), Home Phone (text field), Day Phone (text field), Mobile (text field), E-mail (text field), LinkedIn (text field, highlighted with a red box), Marketing (dropdown menu showing 'Un-Subscribed'), Payroll Email A... (text field), Address (checkbox), and Address (text field). At the bottom of the window are buttons for 'Parse CV', 'Load CV', '< Back', 'Next >', and 'Cancel'.

As part of the duplicate check when adding a new candidate a check will also be done on the LinkedIn address and SRA number, a custom column will be required to see the duplicate data please contact IQX Support for assistance.



shifts. This will enable the user to narrow down the shifts they want to book when faced with an extensive list.

Name	Alert	Postcode	Ref	Date	From	To	Description	Skill / Grade	Mrs Book Status	Short List State	Shift Short List	Note	Client
Porter, Simon	QX Import	431 691	12...	Mon 28/08/2023	18:00	06:00	Night		<input type="checkbox"/> Possibly Available				
Martinez, Mylo	QX Import	59 985	11...	Tue 29/08/2023	08:00	17:30	Day		<input type="checkbox"/> Possibly Available				
Jones, Jo		9 143	12...	Tue 29/08/2023	18:00	06:00	Night		<input type="checkbox"/> Possibly Available				
Hunter, Shelley			11...	Wed 30/08/2023	08:00	17:30	Day		<input type="checkbox"/> Possibly Available				
Day, Charlie		183 645	12...	Wed 30/08/2023	18:00	06:00	Night		<input type="checkbox"/> Possibly Available				
Smith, Ois			11...	Thu 31/08/2023	08:00	17:30	Day		<input type="checkbox"/> Possibly Available				
Kelly, Katrina			12...	Thu 31/08/2023	18:00	06:00	Night		<input type="checkbox"/> Possibly Available				
Beck, Kate		289 602	11...	Fri 01/09/2023	08:00	17:30	Day		<input type="checkbox"/> Possibly Available				
			12...	Fri 01/09/2023	18:00	06:00	Night		<input type="checkbox"/> Possibly Available				
			11...	Sat 02/09/2023	08:00	17:30	Day		<input type="checkbox"/> Possibly Available				
			12...	Sat 02/09/2023	18:00	06:00	Night		<input type="checkbox"/> Possibly Available				
			11...	Sun 03/09/2023	08:00	17:30	Day		<input type="checkbox"/> Possibly Available				
			12...	Sun 03/09/2023	18:00	06:00	Night		<input type="checkbox"/> Possibly Available				

Role to deny access to Person Archived Records

A new user layout setting has been added that when activated will prevent the user from being able to see any records on the Candidate / Person selector that have been set as archived. This will also limit the options available to them in the drop down on the selector in order to avoid any confusion in relation to archived records.

Alert	Skill	Payroll Number	Address	Town	Pos
-------	-------	----------------	---------	------	-----

This feature requires system administrator setup.

ENHANCEMENTS

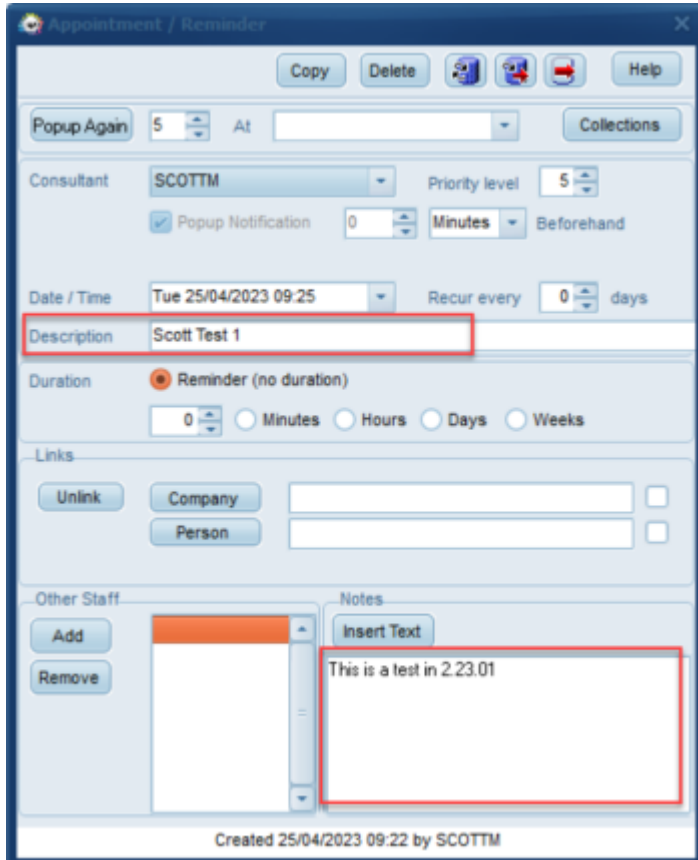
Salutation Included in Keyword Search Function

Salutation is now included by default in the key words search on the Person Selector, may require System Administrator set up.

Redesign of Pop-up form to emphasis the Notes

We have redesigned the pop-up reminder form to emphasise the Notes which can contain important information. We found that due to the layout before sometimes the message was being lost.

Before



The screenshot shows the 'Appointment / Reminder' form. The 'Description' field, containing 'Scott Test 1', is highlighted with a red rectangle. Below it, the 'Duration' section has a radio button selected for 'Reminder (no duration)'. The 'Notes' section at the bottom right contains a text area with the text 'This is a test in 2.23.01', which is also highlighted with a red rectangle. The form includes various fields for Consultant (SCOTTM), Priority level (5), Date / Time (Tue 25/04/2023 09:25), and Recur every (0 days). The footer indicates 'Created 25/04/2023 09:22 by SCOTTM'.

After



Maps Now Open in Browser

Company Website on company form, Location Map views on Company, Person, Vacancy and Location Map and Directions views on Placement and Progress forms now all open in a new full browser tab instead of the IQX pane.

Master Roster Enhancements

Enhanced message when generating Live Shifts to indicate it will be checking the Candidate's availability.

A Process button has been added to the Preferred Applicants view of a Mater Roster so candidates can be moved to the person selector for sending notifications or mail merging.

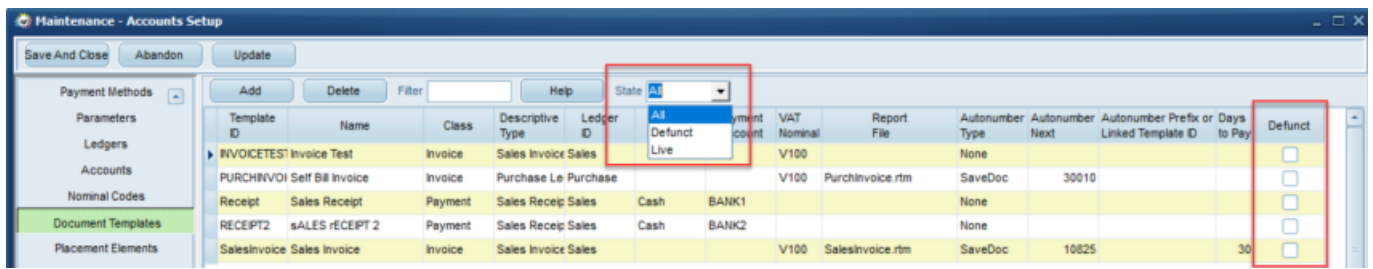
Reports have been added to the Master Roster section to provide information to the User or Client.

The day of the week has been added to the Next Date column on the Master Shifts view.

On the Vacancy view the Status will indicate if Suspensions exist in the Roster so visible to all.

Management of Invoice Templates

The ability to set templates to defunct has been added to the Document Templates view in Accounts Setup. As well as this a dropdown for state has also been added so you can filter to only show templates that are live, defunct or all.

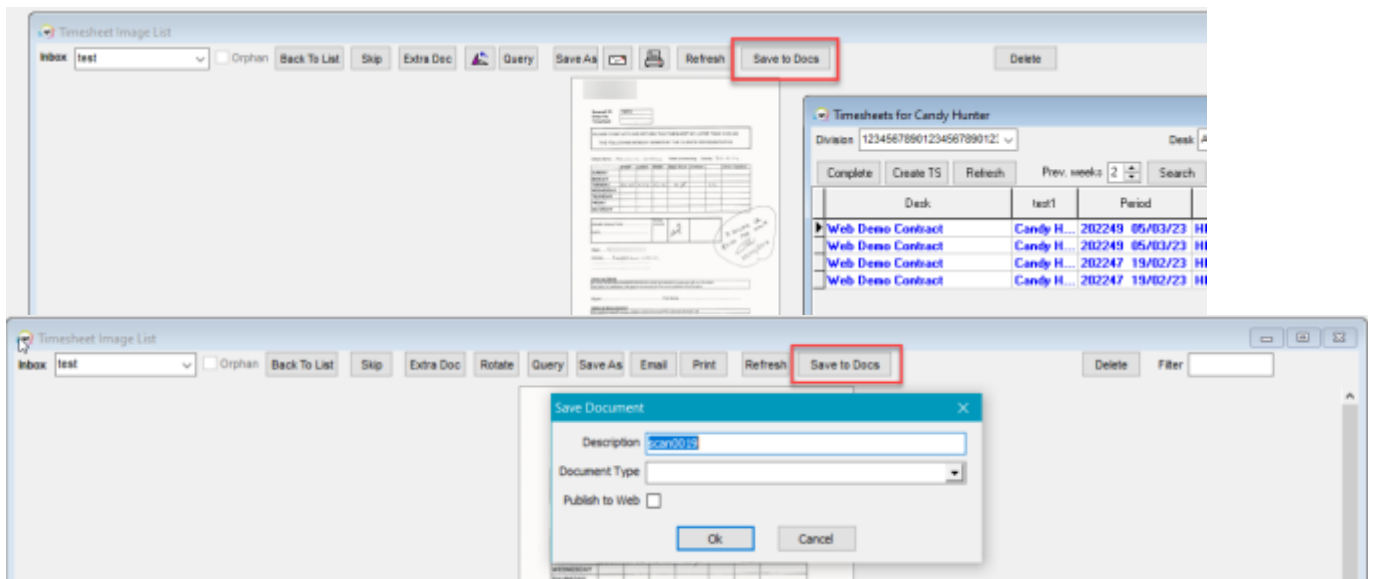


Timesheet Query Log - Front Office users can see Archived records.

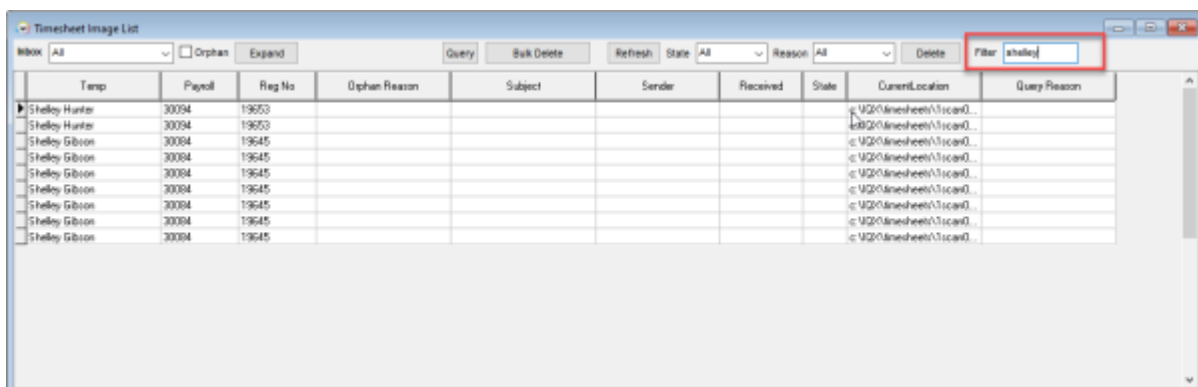
Users that don't have accounts role can now see Front Office and Archived queries in the timesheet query log.

Person Based Image Linking Enhancements

When an image is sent in by a candidate, that is not required for the invoice but is required to be kept because of information on the image, Agencies that have Person Based Image Linking turned on can now save the Image to the placement documents, or to the candidate documents view if no placement exists. Users will be prompted to give the image a name and select a type.



Filter added to form for easier searching and columns can be re-ordered by clicking on the header.

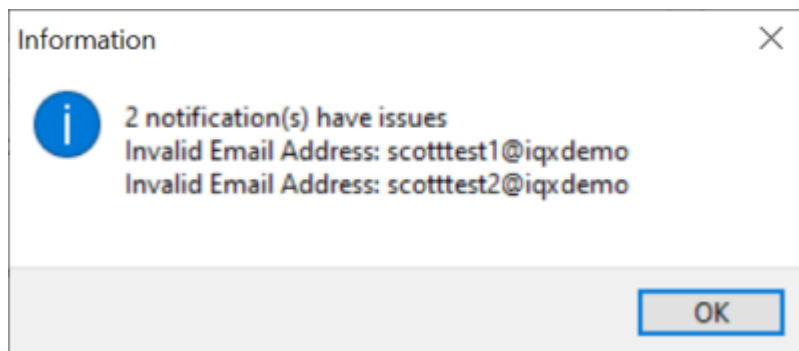




Notifications Enhancements

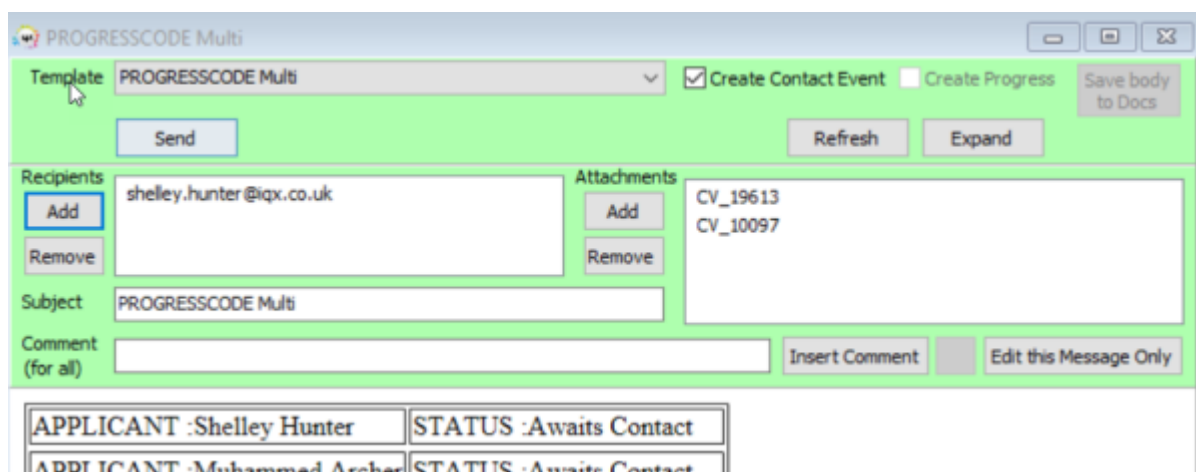
Notifications can now be sent from the final page of the shortlist search to save consultants having to add them to the shortlist and then send the notification. When it is sent from the search the candidates will also be added to the shortlist. Notification type Vac_SearchContact needs to be set up by the system administrator.

We have created a way to store errors due to invalid email addresses when sending Notifications to multiple recipients. Previously an invalid email would result in it stopping part way through, now the errors are stored and highlighted at the end.



The Query Book notification type has been extended to allow users to send lists of available candidates to a client contact from the shifts fill screen.

It is now possible to send multiple CVs to a client contact in the same notification template, once the template has opened use the Add button and select CV, if a CV is available for the candidate it will be added as CV_app number so it cannot be identified.



Notifications are now available from the new Placement Link view on a placement.

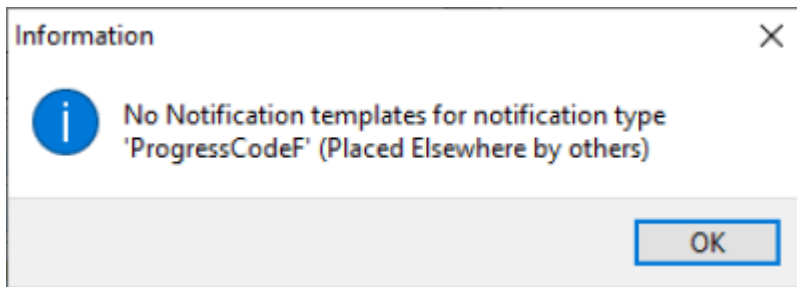
Setting the progress state when a notification is sent is also available from the progress view of a candidate record.

Query Book templates can now use the Count merge fields.

If you are sending notifications from the progress view and a template is not set up for the code you



tick, you now get a more meaningful message to advise which progress state needs to have the template created.



Functionality has been added to Anywhere to allow the use of the Save to Docs button on notifications so the body of the notification can be saved to the documents view of the record.

A new merge field VAC_POSTCODEDISTANCETOPERSON has been created to enable users to display the distance between a candidate postcode and a vacancy postcode when sending a notification from the candidate search.

The Progress State drop down on the right has the Code as a Prefix to help identify the Code, when required in setting up Types of ProgressCode'X'.

Shift First Date and Shift Last Date have been added as insert fields that can be used in a Querybook Notification Template. This is useful if you want to send a Notification advising of the number of shifts available and the start and end date of the range.

Bulk SMS Contact Event Type

If Contacts Events are always required on a mail merge but no default contact event type is specified in the General Settings users will be prompted to select a contact event type when sending.

Document Templates Favourites

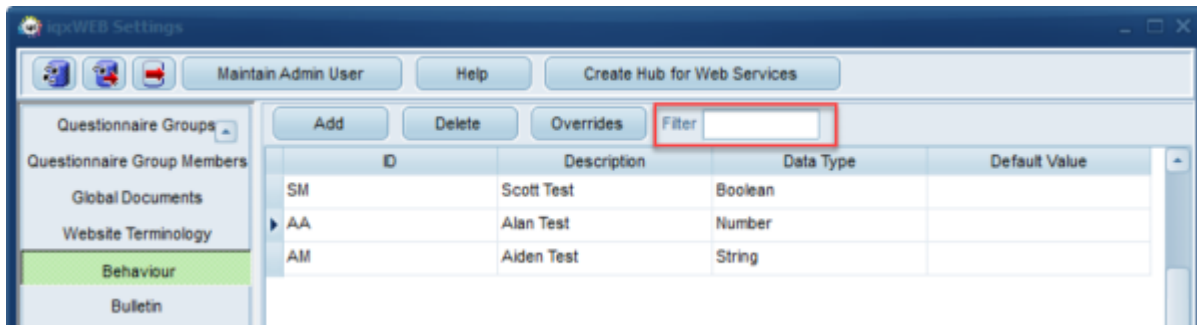
Favourite Document Templates are now easier to identify because they are listed first when choosing a template and contain the word "Fav" at the beginning of their names.

Copy Short list form enhancement

Copy Short List form has improved speed of opening.

Filter for iqxWEB Setup > Behaviour

A filter has been added to the iqxWEB Setup > Behaviour view.



iqxWEB settings - DefaultIQXUser

The Default IQX User for iqxWEB can be set to a Defunct User on your Database therefore being able to keep your user list appropriate to who is working without having an active iqxWEB user.

Fixes

- Broadbean underlying script can now handle '&' in Broadbean location place names.
- Fixed issue where exported xlsx files created from Job Runner were not formatting dates correctly.
- Fixed issue with Saved Position not being obeyed when using video buttons on expanded invoices on Send Invoices view.
- Alternative Invoice Address drop down reinstated on Placement Invoicing.
- Fixed issue with VAT number check button on both person payroll and company, accounts, miscellaneous views as it had stopped working for both GB and EU VAT numbers after leaving the EU.
- Extra documents can again be viewed from the timesheet.
- When applying Composite Company ensure the correct treatment happens to all fields.
- Notifications no longer error when template is above certain size.
- Notifications sent from the Placement Selector now obey and only show those that have been set up either for the selected department or all departments and also depend on the logged in users Division access if a department has been assigned to a specific division.
- Notifications being sent via send email were not populating the Template ID in the email log section of the Contact Event created. This has now been fixed.
- Fixed issue where automatic jobs send emails to both the pre-set email address and the record the notification it was pointed to.
- General Setting created to allow Website Rights button to show for candidates in status 'A'.
- Fixed issue with mail merge not inserting applicant fields.
- On the Shift view of a Vacancy the Ordered By display size was still at 20 chars. This has now been updated to 50 chars, which is the field size.
- Fixed issue on the fill shifts view if you selected 50+ temps and clicked on the SMS/Email button you would get a firedac error.
- Reinstated Shift Match view custom column reordering.



From:

<https://iqxusers.co.uk/iqxhelp/> - **iqx**

Permanent link:

https://iqxusers.co.uk/iqxhelp/doku.php?id=newreleases:release_2.23.30

Last update: **2023/09/19 14:44**

