



# Release 2.20.2

If you have custom forms defined in IQX, not all new features may be available to you. Your agency custom forms are shown on Help – About.

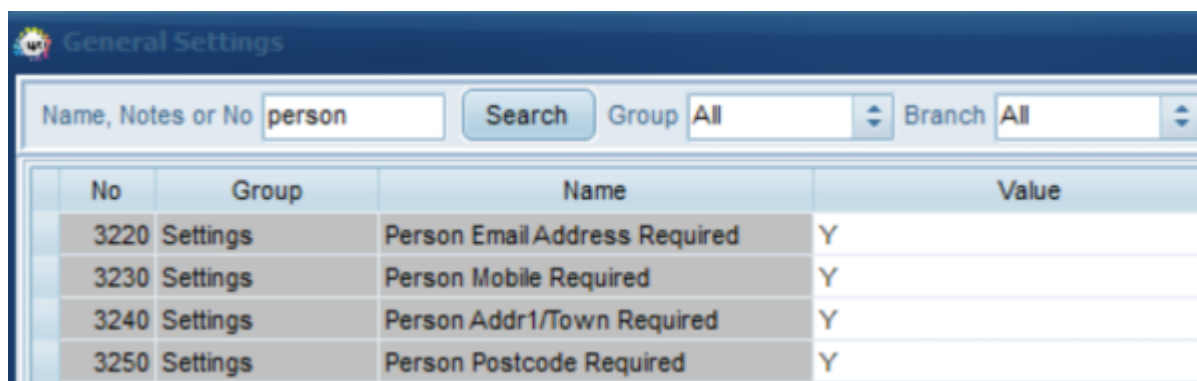
- [Features](#)
- [Enhancements](#)
- [System Administrator](#)
- [Fixes](#)

## FEATURES

### Options to set Email, Mobile, Address and Postcode as Required fields

An Agency can now ensure that all Person records are entered with agency selected required fields; Mobile, Email, First line of Address, Town and Postcode.

This feature requires administrator set up.



No	Group	Name	Value
3220	Settings	Person Email Address Required	Y
3230	Settings	Person Mobile Required	Y
3240	Settings	Person Addr1/Town Required	Y
3250	Settings	Person Postcode Required	Y

### Add an Accounts contact from Miscellaneous view

It is now possible to add an accounts contact directly within the company Miscellaneous (often renamed to Account Setup) view rather than having to go back to the Contacts view.

If the accounts contact is not yet in IQX click on the elipses at the end of the Accounts Contact field and use the Add Contact button.

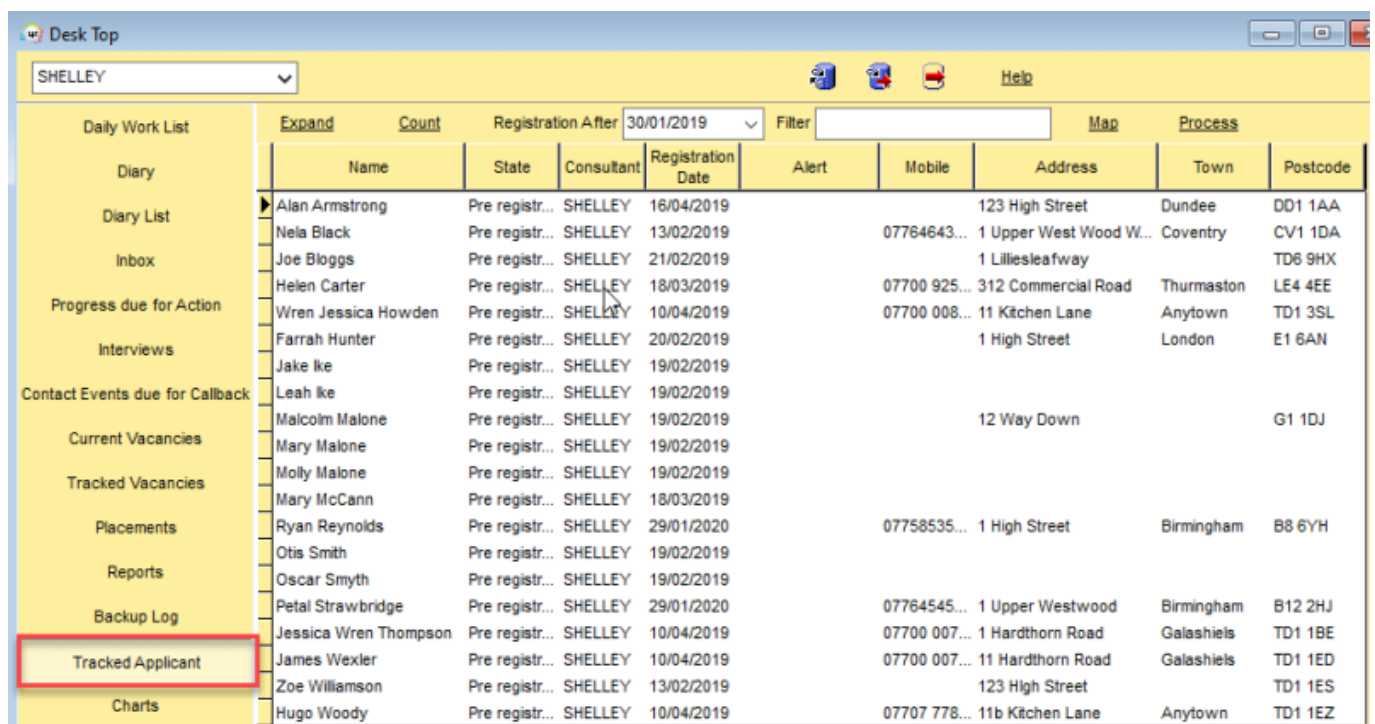


Group Tree	* Account Code	
Miscellaneous	8081	Jeremy Fisher
	* Accounts Contact	
	Credit Limit	100



## Add to DeskTop a view for a definable state of Person eg In Registration

Keep track of a group of candidates such as those in registration or not yet compliant by viewing them all in once place on your IQX Desktop.



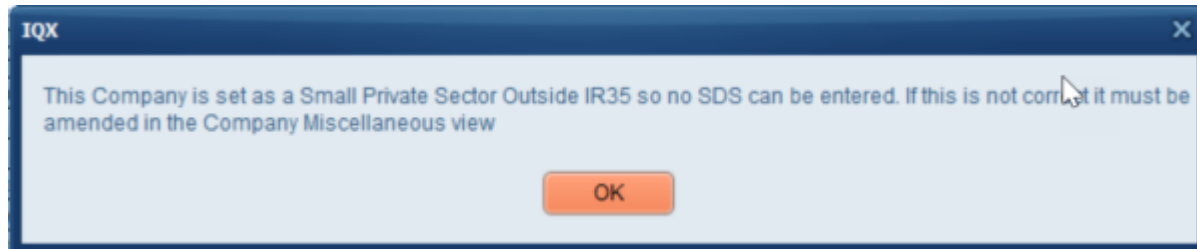
All candidates matching the specified state will be displayed and consultants can filter the results, display them on a location map and process them for mail merging as well as making individual contact events. This feature requires administrator set up.

## ENHANCEMENTS



## IR35 SDS refinements

Clearer guidance on IR35. If the company is marked as being outside of IR35, upon making a candidate placement you get the following message.



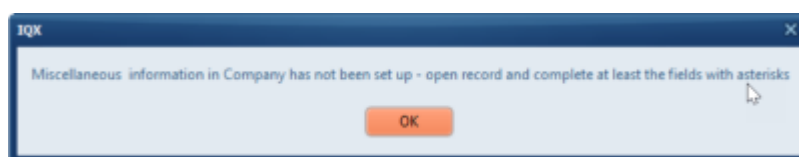
For auditing purposes, you are able to add an SDS for a candidate for all tax methods using the Add button on the SDS view.

## E-Timesheet colour consistency

If used, E-Timesheet colours now show on the vacancy and placement timesheets view as well as on the Temp Desk for easy identification.

## CompanyAccount checks when Provisional Timesheet created

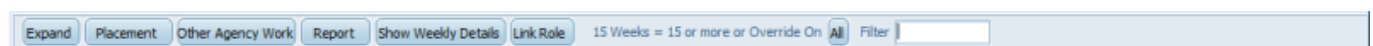
Improvement to the error message when trying to open a Provisional Timesheet if no Company Account record exists. The error will prompt to enter the mandatory fields in the Company Miscellaneous view.



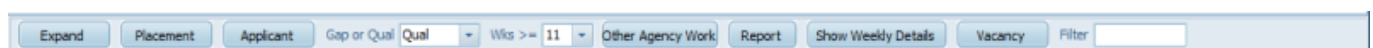
## AWR View Filters

We have now added filters on AWR views.


Person - AWR view



Temp Desk - AWR Temps view



Placements - AWR Linked Placements view.





## Changing an iqxWEB user's Rights is audited in IQX

Whenever you make a change to a candidate, client or consultants iqxWEB rights this is now audited within IQX. This is shown on the audit trail on the specific page (candidate, client, consultant) and also the main audit trail within IQX.

## Method of sending an email with safe attachment, using a job that calls SMTP

See Secure Document Sending in IQX help for requirements to utilise this feature.

You do not have permission to view this tab.

You do not have permission to view this tab.

From:

<https://iqxusers.co.uk/iqxhelp/> - iqx

Permanent link:

[https://iqxusers.co.uk/iqxhelp/doku.php?id=newreleases:release\\_2.20.2](https://iqxusers.co.uk/iqxhelp/doku.php?id=newreleases:release_2.20.2)

Last update: **2020/03/11 12:02**

