



Release 2.18.8

If you have custom forms defined in IQX, not all new features may be available to you. Your agency custom forms are shown on Help – About.

- [User](#)
- [System Administrator](#)
- [Enhancements](#)
- [Fixes](#)

User

FEATURES

Add referencecode/their ref to bulk shift adder

When using the bulk shift adder there is now an additional field titled 'Their Ref' which gives you the option to free type a reference for this group of shifts as shown in the example below.

This reference will be shown on the shift confirmation screen, the timesheet and the candidate shift view. If individual shift References are needed you can either edit in the Confirm view, or use the alternative grid shift adder view. Use Ctrl + click to select the non-default shift adder if it is useful.

The following new features require System Administrator Setup in order for them to work:



New compliance mechanism per Candidate Role

New setup for Compliance domains provide a structured mechanism for monitoring the compliance status and suitability of candidates based on their Questionnaire responses (both global and departmental). Compliance roles can be set up in fine detail and the percentage of compliance viewed on the person headline and used by validation.

Item	Status	Score	Out of
Clearance Status	Ok	1	1
CRB Expiry	Ok	1	1
ID Shown	Ok	1	1
Security Cleared	Missing	0	1

This requires a project to be managed by the Agency to setup the configuration and the processes. Please contact IQX for more information.

Quick Fill Shift (by Shift number) button

Designed for consultants who want to fill shifts from a list of shift numbers. Button is set for individual users and shows on the button bar to the right of Contact Events. Will bring up Fill Shift form for that shift.

Zero Pay & Charge Warnings Configurable by Division

If your Agency is set to always have the units paid equal to units charged it is possible to configure the Timesheet Zero Pay & Charge warnings so that they are not brought up for a division. Also Secondary Agency Workers are always excluded. Contact IQX support for more information.



Questionnaire code and data Restore process in maintenance

If a Question or a Choice is deleted in Maintenance the data for the question and the records that had this data is now kept in a hidden table for 200 days. This means if the deletion was a mistake it can be restored - as long as no other question or choice with the SAME code has been created to replace it.

The screenshot shows the 'Questionnaire Maintenance' application window. The 'Questions' section contains a table with columns: Order, Question ID, Question Description, Type, Min Step Size, Units Required, Group, Wizard Group, Audit, Web Publish, Web View, Search Hide, Heading Collapse, Heading Answers, and Ex. The table lists several questions, including '11 DNC Do not malmerge UNTIL', '40 DRI Driving Licence', '41 OTS Own Transport?', '42 DWT Distance Willing to Travel?', '50 NK Emergency Contact Details', '80 INV Payslip Distribution', and '100 CRB ** CLEARANCE **'. The 'Choices' section contains a table with columns: Order, Choice ID, Choice Description, Autofill search words (comma separated), Value, Web Hide, and Analysis. A red circle highlights the 'Restore Deleted Choice' button in the 'Choices' section.

System Administrator

ITEM

New compliance mechanism per Candidate Role

New setup for Compliance domains provide a structured mechanism for monitoring the compliance status and suitability of candidates based on their Questionnaire responses (both global and departmental). Compliance roles can be set up in fine detail and the percentage of compliance viewed on the person headline and used by validation.



This requires a project to be managed by the Agency to setup the configuration and the processes. Please contact IQX for more information.

Quick Fill Shift (by Shift number) button

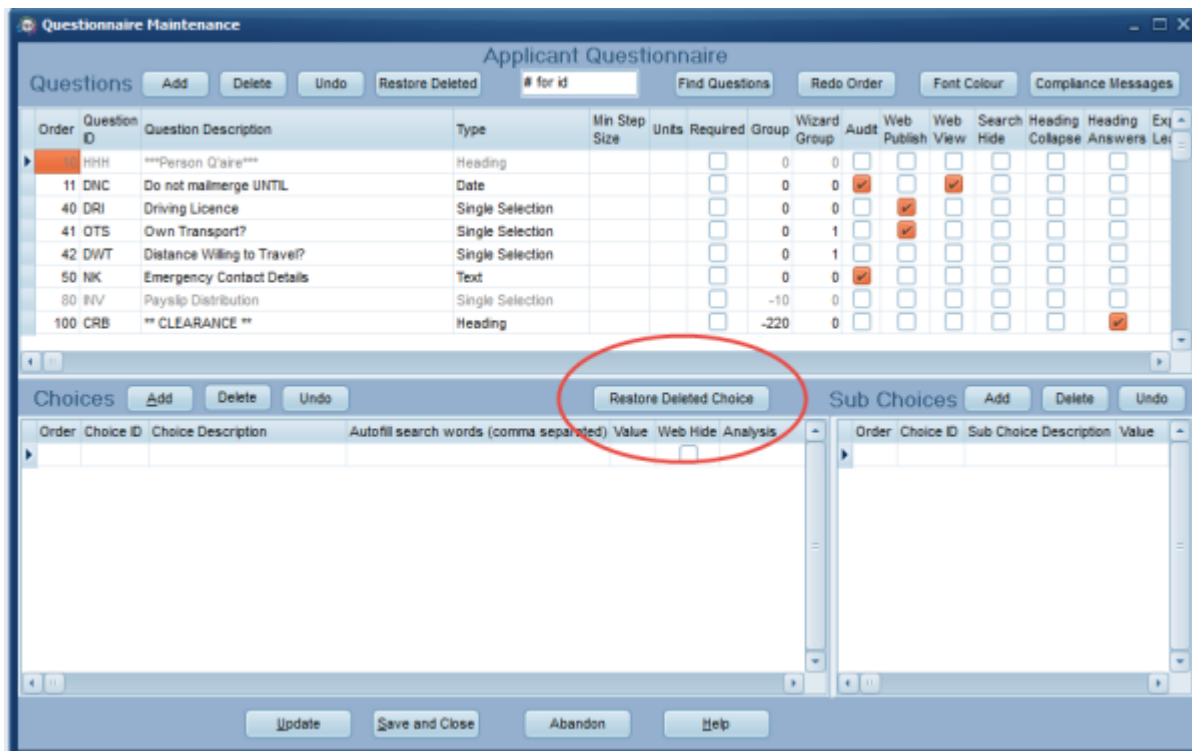
Designed for consultants who want to fill shifts from a list of shift numbers. Button is set for individual users in the Layout Settings view - Show Main Quick Fill Button. It shows on the button bar to the right of Contact Events. Will bring up Fill Shift form for that shift.

Zero Pay & Charge Warnings Configurable by Division

If your Agency is set to always have the units paid equal to units charged it is possible to configure the Timesheet Zero Pay & Charge warnings so that they are not brought up for a division. Also Secondary Agency Workers are always excluded. This only applies if Temps General Settings 110 and 111 are set to Y. Contact IQX support for more information.

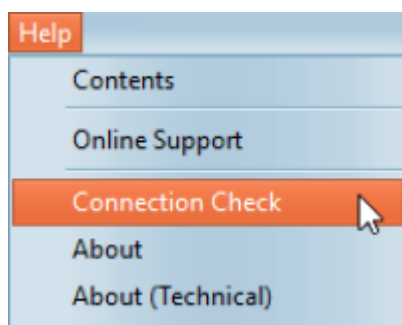
Questionnaire code and data Restore process in maintenance

If a Question or a Choice is deleted in Maintenance the data for the question and the records that had this data is now kept in a hidden table for 200 days. This means if the deletion was a mistake it can be restored - as long as no other question or choice with the SAME code has been created to replace it. Use the Restore Deleted button for either the Question or the Choice.



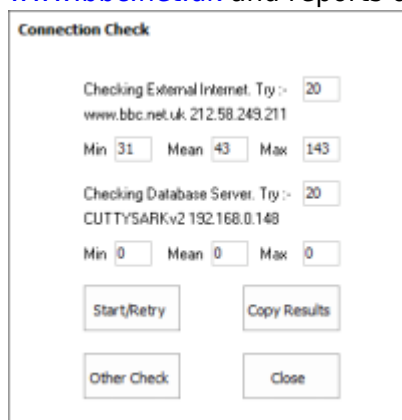
The screenshot shows the 'Questionnaire Maintenance' window with the 'Applicant Questionnaire' tab selected. The 'Questions' section contains a table with columns: Order, Question ID, Question Description, Type, Min Step Size, Units, Required, Group, Wizard Group, Audit, Web Publish, Web View, Search Hide, Heading Collapse, Heading Answers, and Export. The 'Choices' section is currently empty, and the 'Sub Choices' section is also empty. The 'Restore Deleted Choice' button is circled in red.

Simple Web and Database Connection Check from Help Menu



The screenshot shows the 'Help' menu with the following options: Contents, Online Support, Connection Check (highlighted), About, and About (Technical).

In the Help menu is an option to allow an Internet Connectivity test. It is set up to look for www.bbc.net.uk and reports on the speed results.



The 'Connection Check' dialog box displays the following information:

- Checking External Internet. Try :- 20
- www.bbc.net.uk 212.58.249.211
- Min 31 Mean 43 Max 143
- Checking Database Server. Try :- 20
- CUTTYSARKv2 192.168.0.148
- Min 0 Mean 0 Max 0

Buttons: Start/Retry, Copy Results, Other Check, Close.

Merge WPKMaintain into IQX

The WPKMaintain.exe has previously been a stand alone program accessed outside IQX. It is now



accessed from Maintenance when a User has Technical rights. It should ONLY be used under IQX supervision. If the previous external WPKMaintain2.exe is used there will be a warning to say the user is blocked from editing the data.

From:

<https://iqxusers.co.uk/iqxhelp/> - **iqx**

Permanent link:

https://iqxusers.co.uk/iqxhelp/doku.php?id=newreleases:release_2.18.8

Last update: **2019/11/22 19:45**

